


## Luminaire Photograph



Light Output Ratio:	85.9%	
Luminaire Power:	14.83 W	
SHR Nominal:	0.00	Calculated using the TM5
SHR Maximum:	0.30	fine grid method.

C Range: 0 - 360DEG  
C Interval: 30.0DEG  
Test Speed: HIGH  
Temperature: 25.3 °C  
Operators: zoe  
Test Date: 2025-01-02

Range: 0 - 180DEG  
Interval: 1.0DEG  
Test System: EVERFINE GO-SPEX500\_V1 SYSTEM V2.00.461  
Humidity: 65.0%  
Test Distance: 3.160m [K=1.0000]  
Remarks: LAMP: BXRE-30G10TH-A-83 Ra:90  
LENS: PM-0132A 24R  
NOT DRIVER: 48V  
30minutes warm-up

## LUMINOUS INTENSITY DISTRIBUTION DIAGRAM

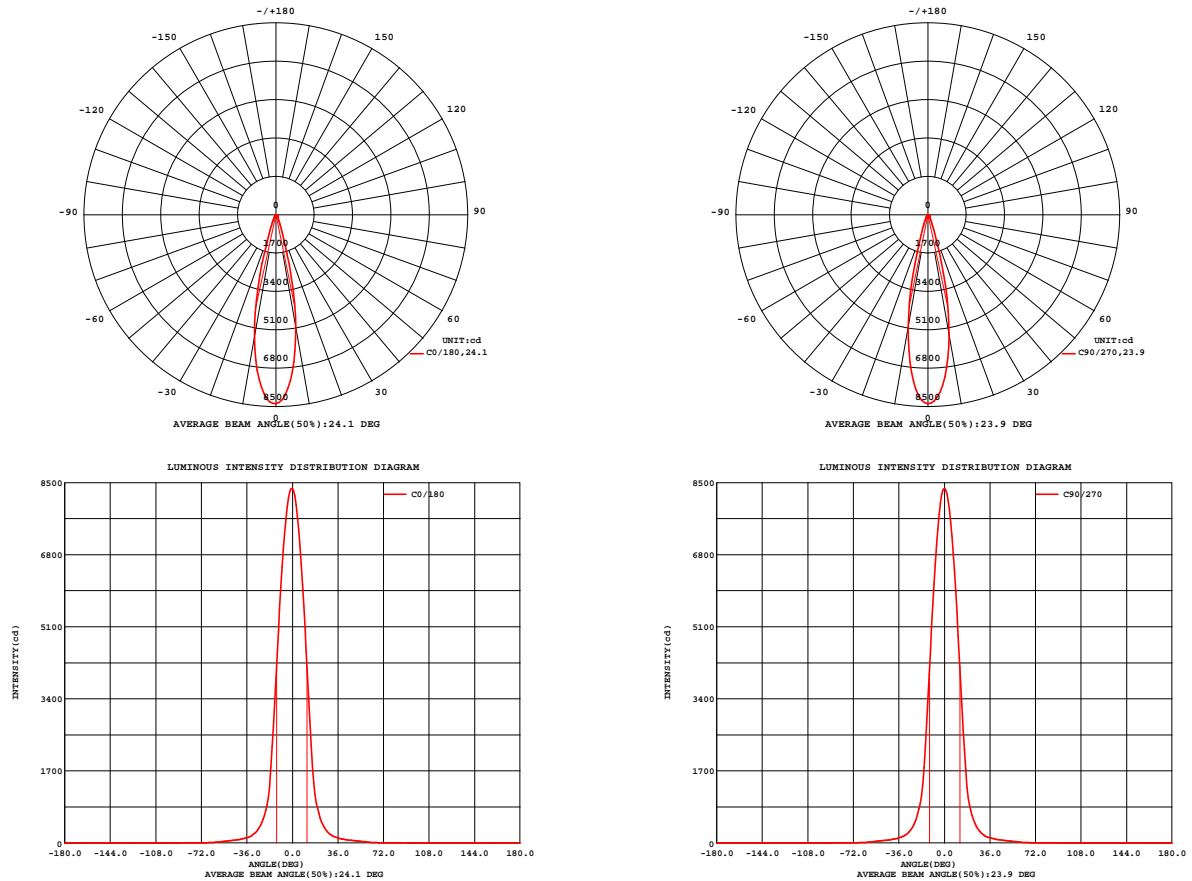


Fig. C0/C180

Fig. C90/C270

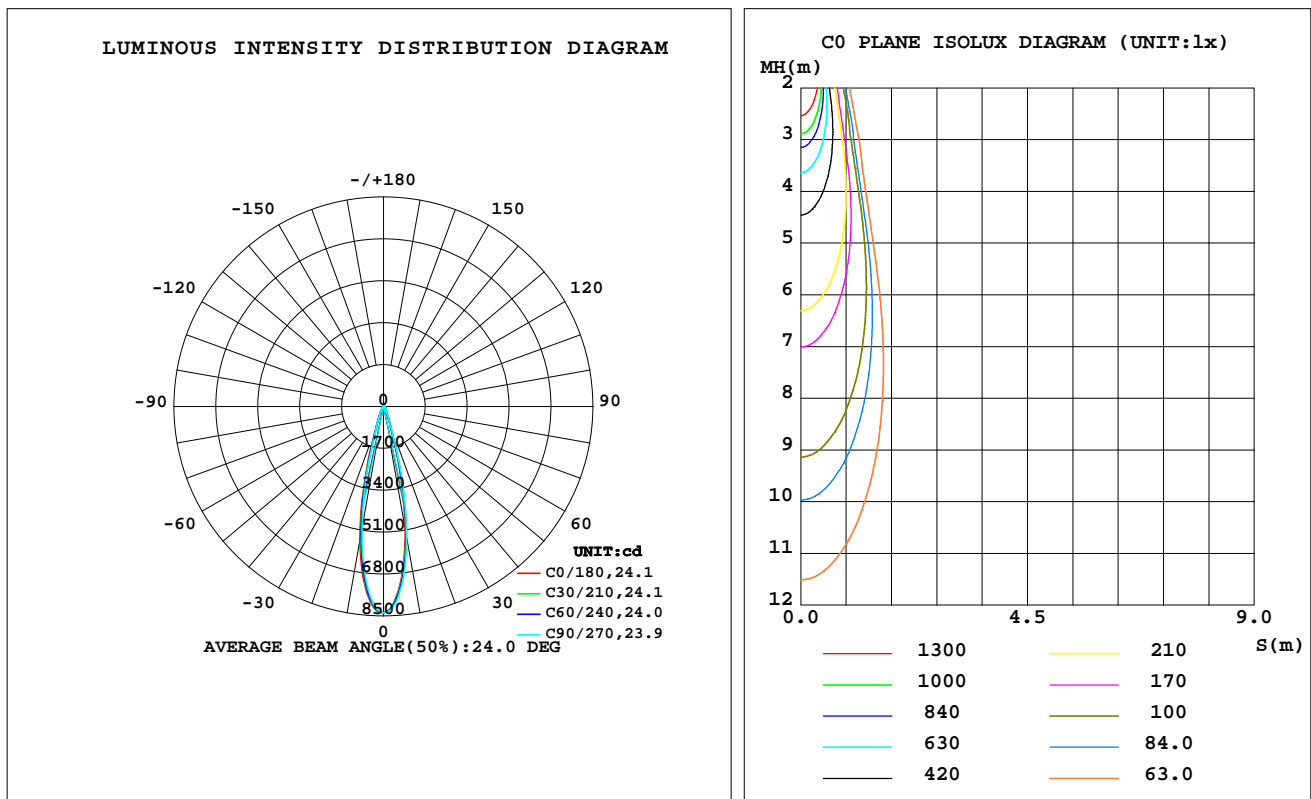
C Range: 0 - 360DEG  
C Interval: 30.0DEG  
Test Speed: HIGH  
Temperature: 25.3 °C  
Operators: zoe  
Test Date: 2025-01-02

Range: 0 - 180DEG  
Interval: 1.0DEG  
Test System: EVERFINE GO-SPEX500\_V1 SYSTEM V2.00.461  
Humidity: 65.0%  
Test Distance: 3.160m [K=1.0000]  
Remarks: LAMP: BXRE-30G10TH-A-83 Ra: 90  
LENS: PM-0132A 24R  
NOT DRIVER: 48V  
30minutes warm-up

## LUMINAIRE PHOTOMETRIC TEST REPORT

Test:U:47.997V I:0.3090A P:14.831W PF:1.0000 Freq:49.99Hz Lamp Flux:1994.65x1 lm		
NAME: OZ48-SA-HE-64	TYPE:	WEIGHT:
SPEC.: 3000K	DIM.:	SERIAL No.: 2501020002
MFR.: RISE	SUR.: 0.002826m2	Shielding Angle:

DATA OF LAMP		PHOTOMETRIC DATA Eff: 115.47 lm/W			
MODEL	Brideglux	I <sub>max</sub> (cd)	8359	S/MH(C0/180)	0.40
NOMINAL POWER(W)	15	LOR(%)	85.9	S/MH(C90/270)	0.38
RATED VOLTAGE(V)	48	TOTAL FLUX(lm)	1712.6	UP,DN(C0-180)	0.0,43.6
NOMINAL FLUX(lm)	1994.65	CIE CLASS	DIRECT	UP,DN(C180-360)	0.0,42.3
LAMPS INSIDE	1	up(%)	0.0	CIBSE SHR NOM	0.00
TEST VOLTAGE(V)	48	down(%)	85.9	CIBSE SHR MAX	0.30



C Range: 0 - 360DEG  
C Interval: 30.0DEG  
Test Speed: HIGH  
Temperature:25.3℃  
Operators:zoe  
Test Date:2025-01-02

Range: 0 - 180DEG  
Interval: 1.0DEG  
Test System:EVERFINE GO-SPEX500\_V1 SYSTEM V2.00.461  
Humidity:65.0%  
Test Distance:3.160m [K=1.0000]  
Remarks: LAMP:BXRE-30G10TH-A-83 Ra:90  
LENS:PM-0132A 24R  
NOT DRIVER:48V  
30minutes warm-up

## ZONAL FLUX DIAGRAM

### ZONAL FLUX DIAGRAM:

	C0	C45	C90	C135	C180	C225	C270	C315		zone	total	%lum,lamp
10	5084	5280	5428	5541	5533	5300	5078	5032	0- 10	643.8	643.8	37.6,32.3
20	822.9	840.4	884.4	904.4	892.8	839.3	813.1	784.9	10- 20	692.5	1336	78,67
30	201.8	205.5	216.1	218.8	220.3	207.4	201.7	203.2	20- 30	194.0	1530	89.4,76.7
40	90.95	91.41	92.56	93.33	93.23	92.19	91.73	90.08	30- 40	84.66	1615	94.3,81
50	52.84	52.92	52.09	51.26	50.77	51.52	52.23	52.95	40- 50	53.56	1669	97.4,83.7
60	20.81	21.16	20.90	20.04	19.85	19.50	19.95	20.57	50- 60	32.23	1701	99.3,85.3
70	4.153	4.387	4.391	4.310	3.977	4.100	4.147	4.245	60- 70	10.56	1711	99.9,85.8
80	0.1082	0.0869	0.1056	0.0912	0.0979	0.0771	0.0909	0.0706	70- 80	1.111	1712	100,85.9
90	0	0	0	0	0	0	0	0	80- 90	0.0682	1713	100,85.9
100	0	0	0	0	0	0	0	0	90-100	0	1713	100,85.9
110	0	0	0	0	0	0	0	0	100-110	0	1713	100,85.9
120	0	0	0	0	0	0	0	0	110-120	0	1713	100,85.9
130	0	0	0	0	0	0	0	0	120-130	0	1713	100,85.9
140	0	0	0	0	0	0	0	0	130-140	0	1713	100,85.9
150	0	0	0	0	0	0	0	0	140-150	0	1713	100,85.9
160	0	0	0	0	0	0	0	0	150-160	0	1713	100,85.9
170	0	0	0	0	0	0	0	0	160-170	0	1713	100,85.9
180	0	0	0	0	0	0	0	0	170-180	0	1713	100,85.9
DEG	LUMINOUS INTENSITY:cd									UNIT:lm		

C Range: 0 - 360DEG  
C Interval: 30.0DEG  
Test Speed: HIGH  
Temperature:25.3℃  
Operators:zoe  
Test Date:2025-01-02

Range: 0 - 180DEG  
Interval: 1.0DEG  
Test System:EVERFINE GO-SPEX500\_V1 SYSTEM V2.00.461  
Humidity:65.0%  
Test Distance:3.160m [K=1.0000]  
Remarks: LAMP:BXRE-30G10TH-A-83 Ra:90  
LENS:PM-0132A 24R  
NOT DRIVER:48V  
30minutes warm-up

### LUMINANCE LIMITATION CURVES

Test:U:47.997V I:0.3090A P:14.831W PF:1.0000 Freq:49.99Hz  
Lamp Flux:1994.65x1 lm

NAME: OZ48-SA-HE-64

TYPE:

WEIGHT:

SPEC.: 3000K

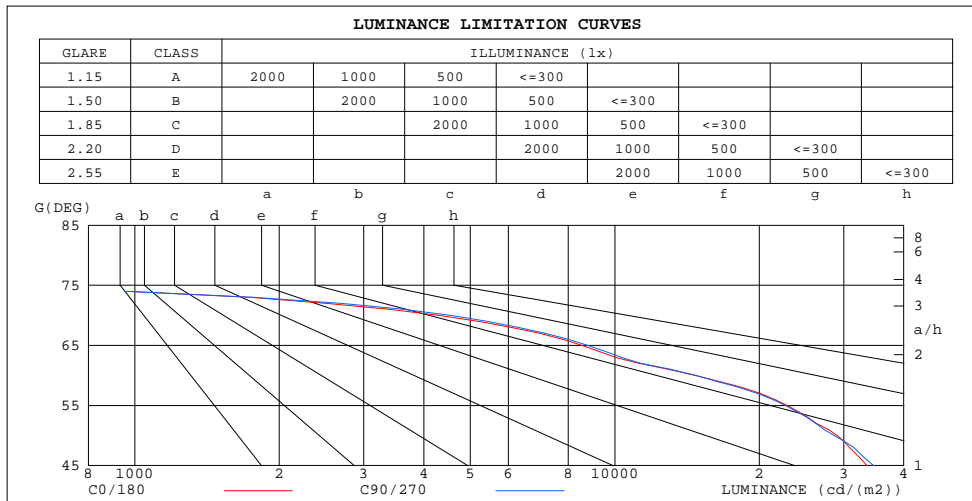
DIM.:

SERIAL No.: 2501020002

MFR.: RISE

SUR.: 0.002826m2

Shielding Angle:



C Range: 0 - 360DEG  
C Interval: 30.0DEG  
Test Speed: HIGH  
Temperature:25.3℃  
Operators:zoe  
Test Date:2025-01-02

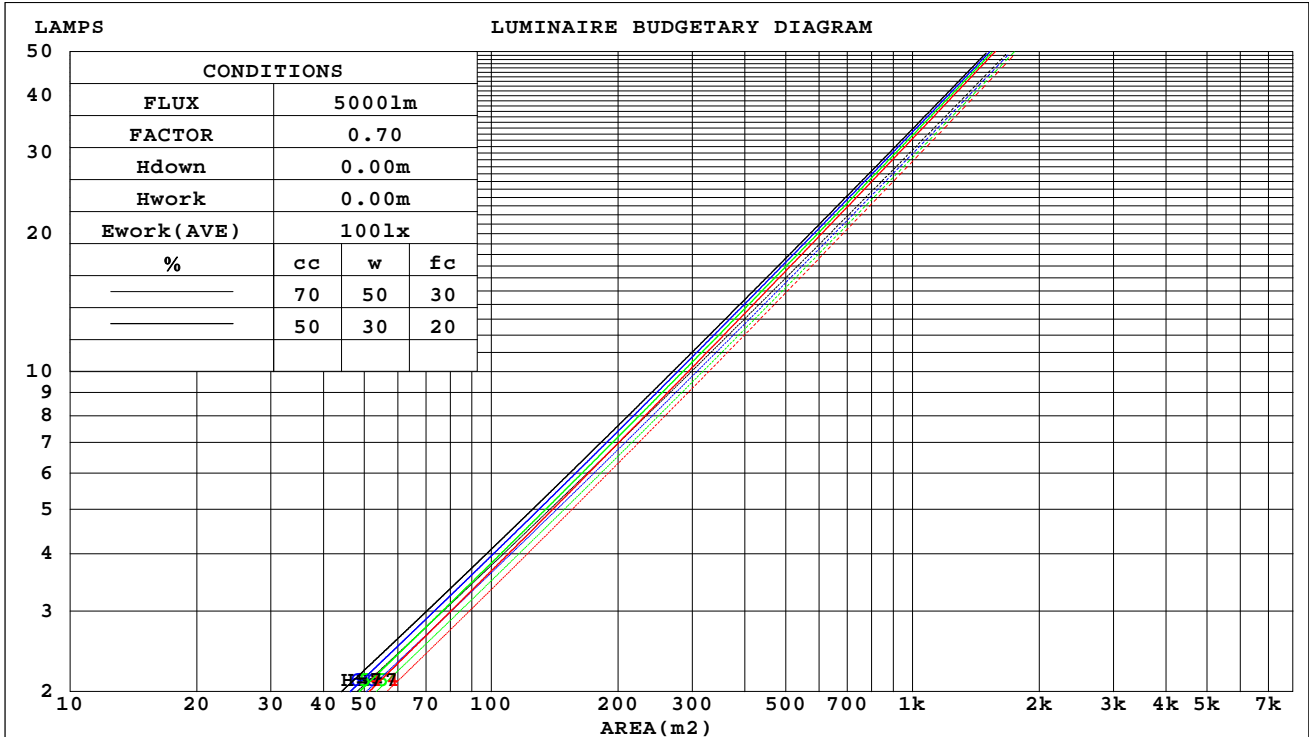
Range: 0 - 180DEG  
Interval: 1.0DEG  
Test System:EVERFINE GO-SPEX500\_V1 SYSTEM V2.00.461  
Humidity:65.0%  
Test Distance:3.160m [K=1.0000]  
Remarks: LAMP:BXRE-30G10TH-A-83 Ra:90  
LENS:PM-0132A 24R  
NOT DRIVER:48V  
30minutes warm-up

## CU AND LUMINAIRE BUDGETARY ESTIMATE DIAGRAM

Test:U:47.997V I:0.3090A P:14.831W PF:1.0000 Freq:49.99Hz  
Lamp Flux:1994.65x1 lm

NAME: OZ48-SA-HE-64	TYPE:	WEIGHT:
SPEC.: 3000K	DIM.:	SERIAL No.: 2501020002
MFR.: RISE	SUR.: 0.002826m2	Shielding Angle:

cc	80%			70%			50%			30%			10%			0
w	50%	30%	10%	50%	30%	10%	50%	30%	10%	50%	30%	10%	50%	30%	10%	0
fc	20%			20%			20%			20%			20%			0
RCR	RCR:Room Cavity Ratio															



C Range: 0 - 360DEG  
C Interval: 30.0DEG  
Test Speed: HIGH  
Temperature:25.3℃  
Operators:zoe  
Test Date:2025-01-02

Range: 0 - 180DEG  
Interval: 1.0DEG  
Test System:EVERFINE GO-SPEX500\_V1 SYSTEM V2.00.461  
Humidity:65.0%  
Test Distance:3.160m [K=1.0000]  
Remarks: LAMP:BXRE-30G10TH-A-83 Ra:90  
LENS:PM-0132A 24R  
NOT DRIVER:48V  
30minutes warm-up

### WEC AND CCEC

Test:U:47.997V I:0.3090A P:14.831W PF:1.0000 Freq:49.99Hz Lamp Flux:1994.65x1 lm		
NAME: OZ48-SA-HE-64	TYPE:	WEIGHT:
SPEC.: 3000K	DIM.:	SERIAL No.: 2501020002
MFR.: RISE	SUR.: 0.002826m2	Shielding Angle:

cc	80%			70%			50%			30%			10%			0	
w	50%	30%	10%	50%	30%	10%	50%	30%	10%	50%	30%	10%	50%	30%	10%	0	
fc	20%			20%			20%			20%			20%			0	
RCR	RCR:Room Cavity Ratio						Wall Exitance Coefficients(WEC)										
0.0																	
1.0	.122	.069	.022	.116	.066	.021	.106	.061	.019	.096	.055	.018	.087	.050	.016		
2.0	.114	.062	.019	.109	.060	.019	.100	.056	.017	.092	.052	.016	.085	.048	.015		
3.0	.106	.057	.017	.103	.055	.017	.095	.052	.016	.088	.048	.015	.082	.045	.014		
4.0	.100	.052	.015	.096	.050	.015	.090	.048	.014	.084	.045	.014	.079	.043	.013		
5.0	.094	.048	.014	.091	.047	.014	.086	.045	.013	.081	.043	.013	.076	.041	.012		
6.0	.089	.044	.013	.086	.044	.013	.082	.042	.012	.077	.040	.012	.073	.039	.011		
7.0	.084	.041	.012	.082	.041	.012	.078	.039	.011	.074	.038	.011	.071	.037	.011		
8.0	.080	.039	.011	.078	.038	.011	.074	.037	.011	.071	.036	.010	.068	.035	.010		
9.0	.076	.037	.010	.074	.036	.010	.071	.035	.010	.068	.034	.010	.066	.033	.010		
10.0	.073	.035	.010	.071	.034	.010	.068	.033	.009	.066	.033	.009	.063	.032	.009		

cc	80%			70%			50%			30%			10%			0
w	50%	30%	10%	50%	30%	10%	50%	30%	10%	50%	30%	10%	50%	30%	10%	0
fc	20%			20%			20%			20%			20%			0
RCR	RCR:Room Cavity Ratio			Ceiling Cavity Exitance Coefficients(CCEC)												
0.0	.164	.164	.164	.140	.140	.140	.095	.095	.095	.055	.055	.055	.018	.018	.018	
1.0	.145	.135	.127	.124	.116	.109	.085	.080	.075	.049	.046	.044	.016	.015	.014	
2.0	.130	.114	.101	.111	.098	.087	.076	.068	.061	.044	.039	.036	.014	.013	.012	
3.0	.117	.097	.082	.100	.084	.071	.069	.058	.050	.040	.034	.029	.013	.011	.010	
4.0	.107	.084	.067	.091	.073	.058	.063	.051	.041	.036	.030	.024	.012	.010	.008	
5.0	.098	.074	.056	.084	.064	.049	.058	.045	.034	.033	.026	.020	.011	.009	.007	
6.0	.090	.065	.047	.077	.056	.041	.053	.039	.029	.031	.023	.017	.010	.008	.006	
7.0	.083	.058	.040	.072	.050	.035	.050	.035	.025	.029	.021	.015	.009	.007	.005	
8.0	.078	.052	.035	.067	.045	.030	.046	.032	.022	.027	.019	.013	.009	.006	.004	
9.0	.073	.047	.030	.063	.041	.026	.044	.029	.019	.025	.017	.011	.008	.006	.004	
10.0	.069	.043	.027	.059	.038	.023	.041	.027	.017	.024	.016	.010	.008	.005	.003	

C Range: 0 - 360DEG  
C Interval: 30.0DEG  
Test Speed: HIGH  
Temperature:25.3℃  
Operators:zoe  
Test Date:2025-01-02

Range: 0 - 180DEG  
Interval: 1.0DEG  
Test System:EVERFINE GO-SPEX500\_V1 SYSTEM V2.00.461  
Humidity:65.0%  
Test Distance:3.160m [K=1.0000]  
Remarks: LAMP:BXRE-30G10TH-A-83 Ra:90  
LENS:PM-0132A 24R  
NOT DRIVER:48V  
30minutes warm-up

## UGR(Unified Glare Rating) Table

Test:U:47.997V I:0.3090A P:14.831W PF:1.0000 Freq:49.99Hz Lamp Flux:1994.65x1 lm										
NAME: OZ48-SA-HE-64					TYPE:			WEIGHT:		
SPEC.: 3000K					DIM.:			SERIAL No.: 2501020002		
MFR.: RISE					SUR.: 0.002826m2			Shielding Angle:		
ceiling/cavity	0.7	0.7	0.5	0.5	0.3	0.7	0.7	0.5	0.5	0.3
walls	0.5	0.3	0.5	0.3	0.3	0.5	0.3	0.5	0.3	0.3
working plane	0.2	0.2	0.2	0.2	0.2	0.2	0.2	0.2	0.2	0.2
Room dimensions	Viewed crosswise					Viewed endwise				
x = 2H y = 2H	14.6	15.3	14.8	15.4	15.6	14.6	15.3	14.8	15.4	15.6
3H	14.6	15.2	14.9	15.4	15.6	14.6	15.2	14.8	15.4	15.6
4H	14.5	15.1	14.8	15.4	15.6	14.5	15.1	14.8	15.3	15.6
6H	14.5	15.0	14.7	15.3	15.5	14.4	15.0	14.7	15.2	15.5
8H	14.4	15.0	14.7	15.2	15.5	14.4	15.0	14.7	15.2	15.5
12H	14.4	14.9	14.7	15.2	15.4	14.4	14.9	14.7	15.1	15.4
4H 2H	14.6	15.3	14.9	15.5	15.7	14.6	15.2	14.9	15.4	15.7
3H	14.7	15.2	15.0	15.5	15.7	14.7	15.2	15.0	15.5	15.7
4H	14.6	15.1	14.9	15.3	15.6	14.6	15.1	14.9	15.3	15.6
6H	14.5	14.9	14.8	15.2	15.6	14.5	14.9	14.8	15.2	15.6
8H	14.4	14.8	14.8	15.2	15.5	14.4	14.8	14.8	15.2	15.5
12H	14.4	14.7	14.8	15.1	15.5	14.4	14.7	14.8	15.1	15.5
8H 4H	14.4	14.8	14.8	15.2	15.5	14.4	14.8	14.8	15.2	15.5
6H	14.3	14.6	14.7	15.0	15.4	14.3	14.6	14.7	15.0	15.4
8H	14.3	14.5	14.7	15.0	15.4	14.2	14.5	14.7	15.0	15.4
12H	14.2	14.4	14.7	14.9	15.4	14.2	14.4	14.7	14.9	15.3
12H 4H	14.4	14.7	14.8	15.1	15.5	14.4	14.7	14.8	15.1	15.5
6H	14.3	14.5	14.7	15.0	15.4	14.2	14.5	14.7	15.0	15.4
8H	14.2	14.4	14.7	14.9	15.4	14.2	14.4	14.7	14.9	15.3
Variations with the observer position at spacings(CIE Pub.117):										
S = 1.0H	+ 1.1 / - 1.8					+ 1.2 / - 1.9				
1.5H	+ 0.9 / - 0.8					+ 1.0 / - 0.8				
2.0H	+ 2.1 / - 4.3					+ 2.3 / - 4.1				

CIE Pub.117, 1995 lm Total Lamp Luminous Flux Correct (8log(F/F0) = 2.4)  
Area: 0.002826 m2

C Range: 0 - 360DEG  
C Interval: 30.0DEG  
Test Speed: HIGH  
Temperature:25.3℃  
Operators:zoe  
Test Date:2025-01-02

Range: 0 - 180DEG  
Interval: 1.0DEG  
Test System:EVERFINE GO-SPEX500\_V1 SYSTEM V2.00.461  
Humidity:65.0%  
Test Distance:3.160m [K=1.0000]  
Remarks: LAMP:BXRE-30G10TH-A-83 Ra:90  
LENS:PM-0132A 24R  
NOT DRIVER:48V  
30minutes warm-up



### UTILIZATION FACTORS TABLE

Test:U:47.997V I:0.3090A P:14.831W PF:1.0000 Freq:49.99Hz Lamp Flux:1994.65x1 lm		
NAME: OZ48-SA-HE-64	TYPE:	WEIGHT:
SPEC.: 3000K	DIM.:	SERIAL No.: 2501020002
MFR.: RISE	SUR.: 0.002826m2	Shielding Angle:

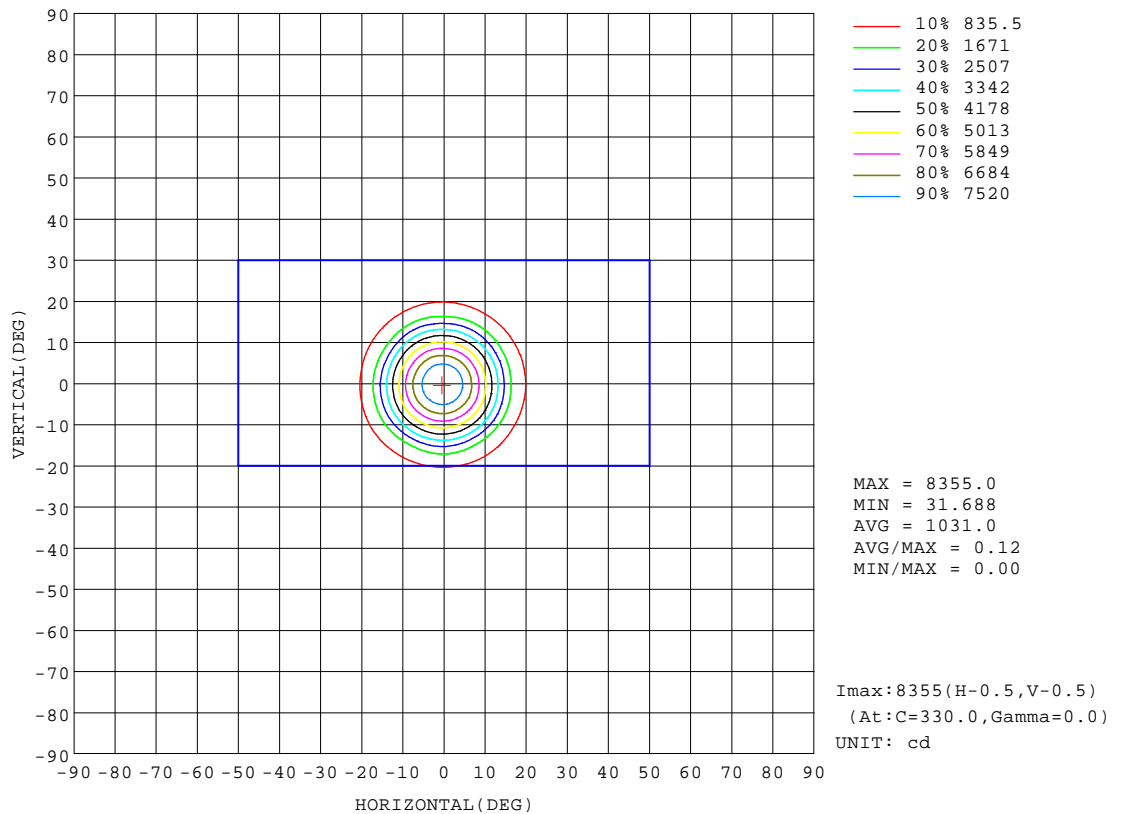
REFLECTANCE										
Ceiling	0.8	0.8	0.8	0.7	0.7	0.7	0.5	0.5	0.5	0
Walls	0.7	0.5	0.3	0.7	0.5	0.3	0.7	0.5	0.3	0
Working plane	0.2	0.2	0.2	0.2	0.2	0.2	0.2	0.2	0.2	0
ROOM INDEX	UTILIZATION FACTORS(PERCENT) $k(RI) \times RCR = 5$									
k = 0.60	75	70	67	75	70	67	74	70	67	64
0.80	82	77	74	81	77	74	80	76	73	70
1.00	86	81	78	85	80	78	83	80	77	74
1.25	89	85	82	88	84	81	86	83	81	77
1.50	91	87	84	90	87	84	88	85	83	79
2.00	93	90	87	92	89	87	90	87	85	81
2.50	95	92	89	93	91	88	91	89	87	82
3.00	96	93	91	95	92	90	92	90	88	83
4.00	98	96	94	96	94	93	93	91	90	84
5.00	99	97	95	97	95	94	94	93	91	85
ROOM INDEX	UF(total)									Direct
According to DIN EN 13032-2 2004			Suspended					SHRNOM = 1.25		

C Range: 0 - 360DEG  
C Interval: 30.0DEG  
Test Speed: HIGH  
Temperature:25.3℃  
Operators:zoe  
Test Date:2025-01-02

Range: 0 - 180DEG  
Interval: 1.0DEG  
Test System:EVERFINE GO-SPEX500\_V1 SYSTEM V2.00.461  
Humidity:65.0%  
Test Distance:3.160m [K=1.0000]  
Remarks: LAMP:BXRE-30G10TH-A-83 Ra:90  
LENS:PM-0132A 24R  
NOT DRIVER:48V  
30minutes warm-up

## ISOCANDELA DIAGRAM

Test:U:47.997V I:0.3090A P:14.831W PF:1.0000 Freq:49.99Hz Lamp Flux:1994.65x1 lm		
NAME: OZ48-SA-HE-64	TYPE:	WEIGHT:
SPEC.: 3000K	DIM.:	SERIAL No.: 2501020002
MFR.: RISE	SUR.: 0.002826m2	Shielding Angle:

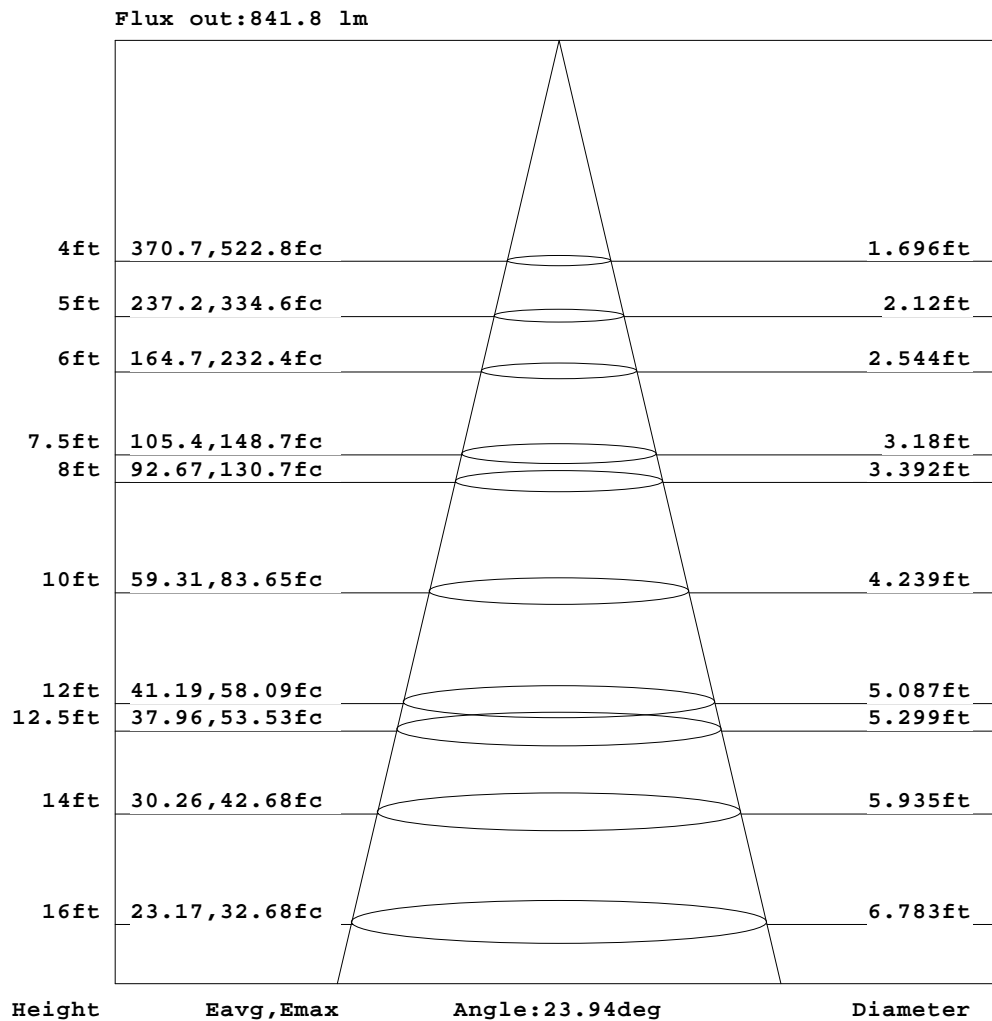


C Range: 0 - 360DEG  
C Interval: 30.0DEG  
Test Speed: HIGH  
Temperature:25.3℃  
Operators:zoe  
Test Date:2025-01-02

Range: 0 - 180DEG  
Interval: 1.0DEG  
Test System:EVERFINE GO-SPEX500\_V1 SYSTEM V2.00.461  
Humidity:65.0%  
Test Distance:3.160m [K=1.0000]  
Remarks: LAMP:BXRE-30G10TH-A-83 Ra:90  
LENS:PM-0132A 24R  
NOT DRIVER:48V  
30minutes warm-up

## AAI Figure

Test:U:47.997V I:0.3090A P:14.831W PF:1.0000 Freq:49.99Hz Lamp Flux:1994.65x1 lm		
NAME: OZ48-SA-HE-64	TYPE:	WEIGHT:
SPEC.: 3000K	DIM.:	SERIAL No.: 2501020002
MFR.: RISE	SUR.: 0.002826m2	Shielding Angle:



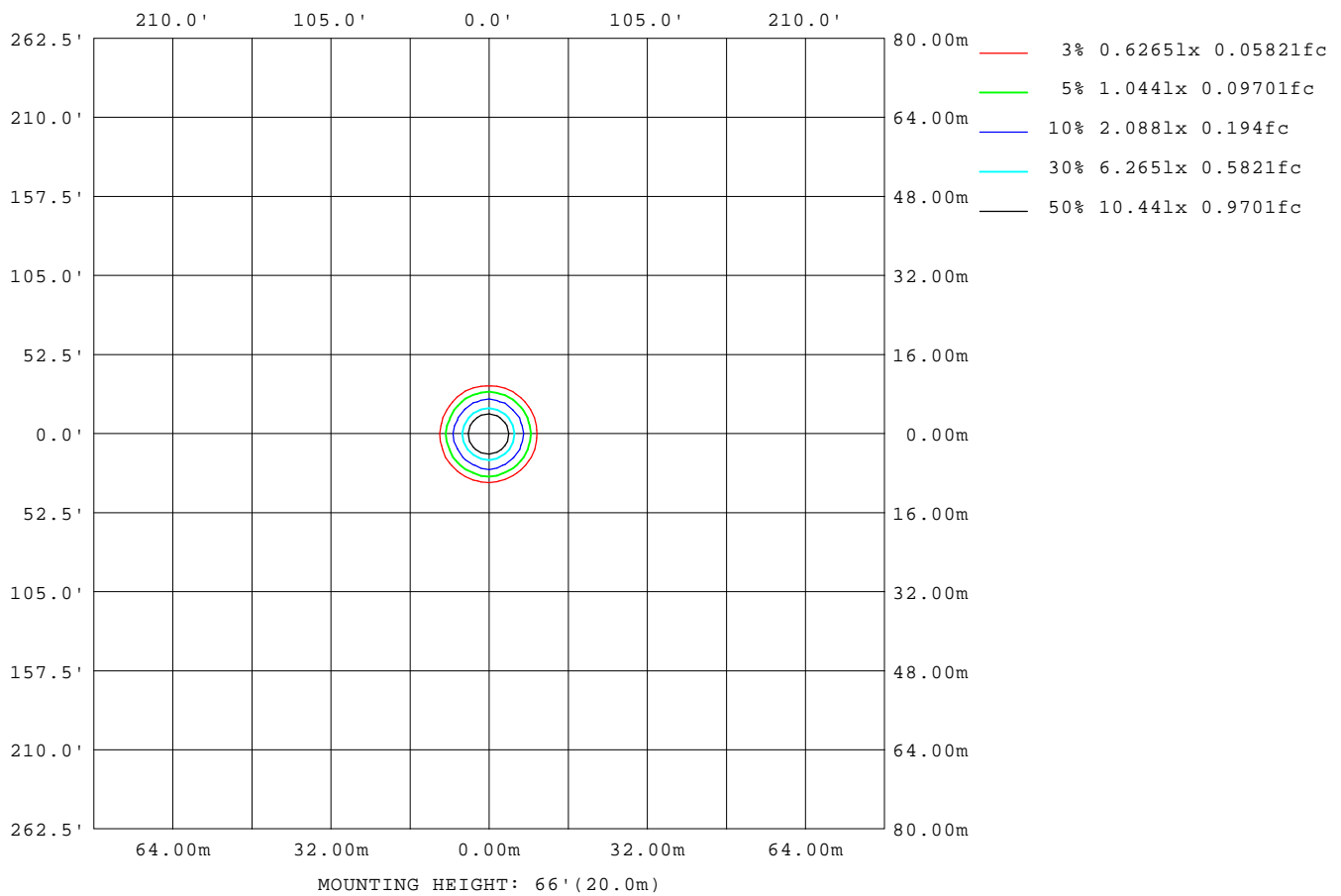
Note:The Curves indicate the illuminated area and the average illumination when the luminaire is at different distance.

C Range: 0 - 360DEG  
C Interval: 30.0DEG  
Test Speed: HIGH  
Temperature:25.3℃  
Operators:zoe  
Test Date:2025-01-02

Range: 0 - 180DEG  
Interval: 1.0DEG  
Test System:EVERFINE GO-SPEX500\_V1 SYSTEM V2.00.461  
Humidity:65.0%  
Test Distance:3.160m [K=1.0000]  
Remarks: LAMP:BXRE-30G10TH-A-83 Ra:90  
LENS:PM-0132A 24R  
NOT DRIVER:48V  
30minutes warm-up

## ISOLUX DIAGRAM

Test:U:47.997V I:0.3090A P:14.831W PF:1.0000 Freq:49.99Hz Lamp Flux:1994.65x1 lm		
NAME: OZ48-SA-HE-64	TYPE:	WEIGHT:
SPEC.: 3000K	DIM.:	SERIAL No.: 2501020002
MFR.: RISE	SUR.: 0.002826m2	Shielding Angle:



C Range: 0 - 360DEG  
C Interval: 30.0DEG  
Test Speed: HIGH  
Temperature:25.3℃  
Operators:zoe  
Test Date:2025-01-02

Range: 0 - 180DEG  
Interval: 1.0DEG  
Test System:EVERFINE GO-SPEX500\_V1 SYSTEM V2.00.461  
Humidity:65.0%  
Test Distance:3.160m [K=1.0000]  
Remarks: LAMP:BXRE-30G10TH-A-83 Ra:90  
LENS:PM-0132A 24R  
NOT DRIVER:48V  
30minutes warm-up

### LED Avg.L Report

Test:U:47.997V I:0.3090A P:14.831W PF:1.0000 Freq:49.99Hz Lamp Flux:1994.65x1 lm		
NAME: OZ48-SA-HE-64	TYPE:	WEIGHT:
SPEC.: 3000K	DIM.:	SERIAL No.: 2501020002
MFR.: RISE	SUR.: 0.002826m2	Shielding Angle:

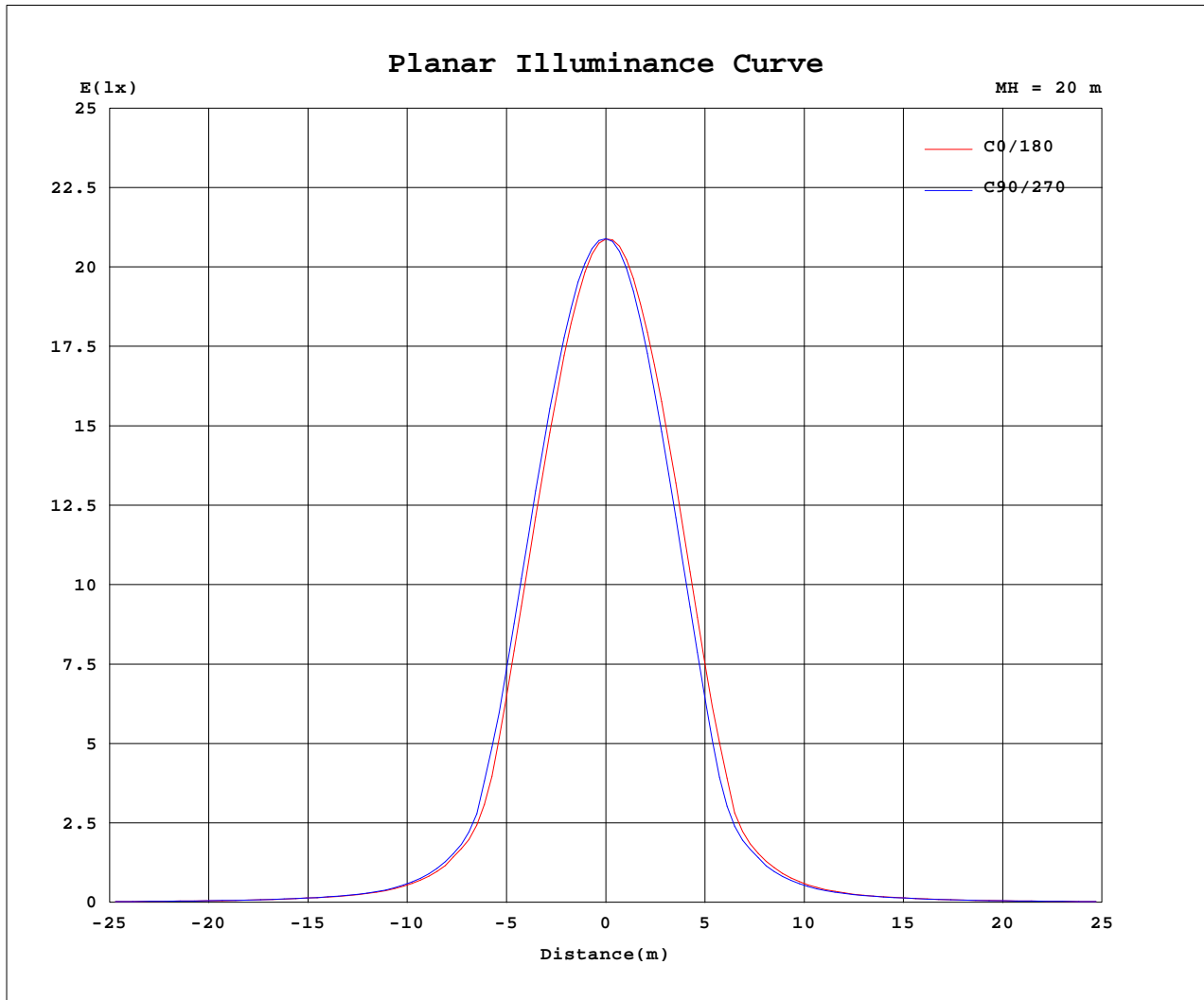
AvgL	cd/m2
L_0~180(65)av	8400
L_0~180(75)av	378
L_0~180(85)av	331
L_90~270(65)av	8641
L_90~270(75)av	383
L_90~270(85)av	314
L_45(65)av	8595
L_45(75)av	350
L_45(85)av	217

Standard: GB/T 29293-2012

C Range: 0 - 360DEG  
C Interval: 30.0DEG  
Test Speed: HIGH  
Temperature:25.3℃  
Operators:zoe  
Test Date:2025-01-02

Range: 0 - 180DEG  
Interval: 1.0DEG  
Test System:EVERFINE GO-SPEX500\_V1 SYSTEM V2.00.461  
Humidity:65.0%  
Test Distance:3.160m [K=1.0000]  
Remarks: LAMP:BXRE-30G10TH-A-83 Ra:90  
LENS:PM-0132A 24R  
NOT DRIVER:48V  
30minutes warm-up

## Planar Illuminance Curve



C Range: 0 - 360DEG  
 C Interval: 30.0DEG  
 Test Speed: HIGH  
 Temperature: 25.3 °C  
 Operators: zoe  
 Test Date: 2025-01-02

Range: 0 - 180DEG  
 Interval: 1.0DEG  
 Test System: EVERFINE GO-SPEX500\_V1 SYSTEM V2.00.461  
 Humidity: 65.0%  
 Test Distance: 3.160m [K=1.0000]  
 Remarks: LAMP: BXRE-30G10TH-A-83 Ra: 90  
 LENS: PM-0132A 24R  
 NOT DRIVER: 48V  
 30minutes warm-up



## LUMINOUS DISTRIBUTION INTENSITY DATA

Test:U:47.997V I:0.3090A P:14.831W PF:1.0000 Freq:49.99Hz Lamp Flux:1994.65x1 lm		
NAME: OZ48-SA-HE-64	TYPE:	WEIGHT:
SPEC.: 3000K	DIM.:	SERIAL No.: 2501020002
MFR.: RISE	SUR.: 0.002826m2	Shielding Angle:

Table--1

UNIT: cd

C(DEG) (DEG)	0	30	60	90	120	150	180	210	240	270	300	330						
0	8359	8359	8359	8359	8359	8359	8359	8359	8359	8359	8359	8359						
5	7379	7434	7484	7569	7604	7642	7631	7553	7516	7416	7373	7347						
10	5084	5238	5321	5428	5504	5577	5533	5362	5239	5078	5041	5023						
15	2307	2497	2511	2659	2750	2841	2746	2536	2499	2274	2335	2249						
20	823	816	865	884	888	921	893	855	824	813	775	795						
25	382	387	391	414	415	425	420	389	392	377	376	372						
30	202	208	203	216	213	224	220	206	209	202	207	200						
35	130	131	129	132	131	135	134	131	132	131	130	129						
40	91.0	92.3	90.5	92.6	92.5	94.1	93.2	92.4	92.0	91.7	90.0	90.2						
45	67.1	68.2	68.5	69.2	69.1	70.2	69.2	68.6	68.6	67.5	67.0	67.3						
50	52.8	53.5	52.4	52.1	51.2	51.3	50.8	51.2	51.8	52.2	52.9	53.0						
55	37.1	37.7	36.9	36.8	36.0	35.8	35.6	35.5	36.5	36.3	36.7	36.5						
60	20.8	21.5	20.8	20.9	20.2	19.9	19.9	18.8	20.2	20.0	20.9	20.3						
65	10.2	10.4	10.5	10.5	10.4	10.2	9.85	9.83	10.2	10.1	10.3	10.1						
70	4.15	4.34	4.43	4.39	4.36	4.26	3.98	3.99	4.21	4.15	4.30	4.19						
75	0.30	0.30	0.30	0.32	0.28	0.27	0.25	0.23	0.22	0.24	0.23	0.24						
80	0.11	0.09	0.09	0.11	0.09	0.09	0.10	0.08	0.07	0.09	0.07	0.07						
85	0.09	0.06	0.06	0.08	0.06	0.06	0.07	0.06	0.05	0.08	0.05	0.05						
90	0.00	0.00	0.00	0.00	0.00	0.00	0.00	0.00	0.00	0.00	0.00	0.00						
95	0.00	0.00	0.00	0.00	0.00	0.00	0.00	0.00	0.00	0.00	0.00	0.00						
100	0.00	0.00	0.00	0.00	0.00	0.00	0.00	0.00	0.00	0.00	0.00	0.00						
105	0.00	0.00	0.00	0.00	0.00	0.00	0.00	0.00	0.00	0.00	0.00	0.00						
110	0.00	0.00	0.00	0.00	0.00	0.00	0.00	0.00	0.00	0.00	0.00	0.00						
115	0.00	0.00	0.00	0.00	0.00	0.00	0.00	0.00	0.00	0.00	0.00	0.00						
120	0.00	0.00	0.00	0.00	0.00	0.00	0.00	0.00	0.00	0.00	0.00	0.00						
125	0.00	0.00	0.00	0.00	0.00	0.00	0.00	0.00	0.00	0.00	0.00	0.00						
130	0.00	0.00	0.00	0.00	0.00	0.00	0.00	0.00	0.00	0.00	0.00	0.00						
135	0.00	0.00	0.00	0.00	0.00	0.00	0.00	0.00	0.00	0.00	0.00	0.00						
140	0.00	0.00	0.00	0.00	0.00	0.00	0.00	0.00	0.00	0.00	0.00	0.00						
145	0.00	0.00	0.00	0.00	0.00	0.00	0.00	0.00	0.00	0.00	0.00	0.00						
150	0.00	0.00	0.00	0.00	0.00	0.00	0.00	0.00	0.00	0.00	0.00	0.00						
155	0.00	0.00	0.00	0.00	0.00	0.00	0.00	0.00	0.00	0.00	0.00	0.00						
160	0.00	0.00	0.00	0.00	0.00	0.00	0.00	0.00	0.00	0.00	0.00	0.00						
165	0.00	0.00	0.00	0.00	0.00	0.00	0.00	0.00	0.00	0.00	0.00	0.00						
170	0.00	0.00	0.00	0.00	0.00	0.00	0.00	0.00	0.00	0.00	0.00	0.00						
175	0.00	0.00	0.00	0.00	0.00	0.00	0.00	0.00	0.00	0.00	0.00	0.00						
180	0.00	0.00	0.00	0.00	0.00	0.00	0.00	0.00	0.00	0.00	0.00	0.00						

C Range: 0 - 360DEG  
C Interval: 30.0DEG  
Test Speed: HIGH  
Temperature:25.3℃  
Operators:zoe  
Test Date:2025-01-02

Range: 0 - 180DEG  
Interval: 1.0DEG  
Test System:EVERFINE GO-SPEX500\_V1 SYSTEM V2.00.461  
Humidity:65.0%  
Test Distance:3.160m [K=1.0000]  
Remarks: LAMP:BXRE-30G10TH-A-83 Ra:90  
LENS:PM-0132A 24R  
NOT DRIVER:48V  
30minutes warm-up